

# LED Strip

## SC-IE



### Features

- Eco friendly.
- Long life span, standard warranty 3 years.
- Complete cut / connection accessories.
- No need of constant-current power feed.
- Low power consumption.
- Custom packing.

### Application

- Cove lighting.
- Architectural lights for canopy, corridor, window, archway.
- Backlight or edge lighting for signage.
- DIY lights for home use.
- Path and contour marking.
- Decorative lights for holiday, event, show, exhibition.

### Technical parameters

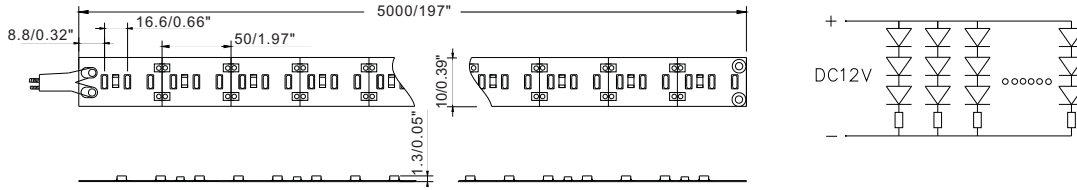


Model	CCT	Length (m)	LED Q'ty	LED Type	Light Output (Lumen/m)	Beam Angle (degrees)	Voltage (V DC)	Current (A/m)	Max.Power Consumption (W/m)	Continuous Connection (m)
SC-IE-W	5500-7000K	5	300	Power SMD TOP LED	760	120°	12	0.6	7.2	10
SC-IE-NW	4000-4500K	5	300		650	120°	12	0.6	7.2	10
SC-IE-WW	2700-3200K	5	300		600	120°	12	0.6	7.2	10
SC-IE-W-24	5500-7000K	5	300	Power SMD TOP LED	760	120°	24	0.3	7.2	10
SC-IE-NW-24	4000-4500K	5	300		650	120°	24	0.3	7.2	10
SC-IE-WW-24	2700-3200K	5	300		600	120°	24	0.3	7.2	10

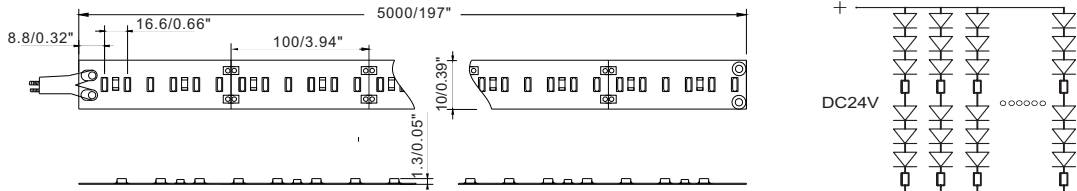


## Dimension(mm/inch)

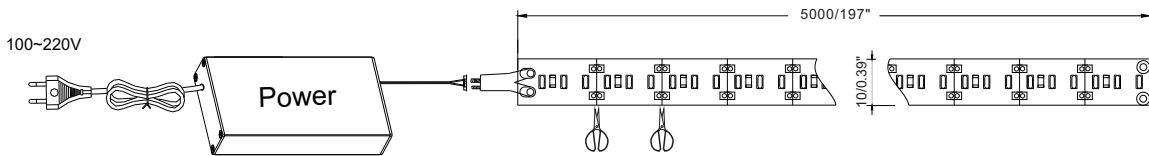
### 12V



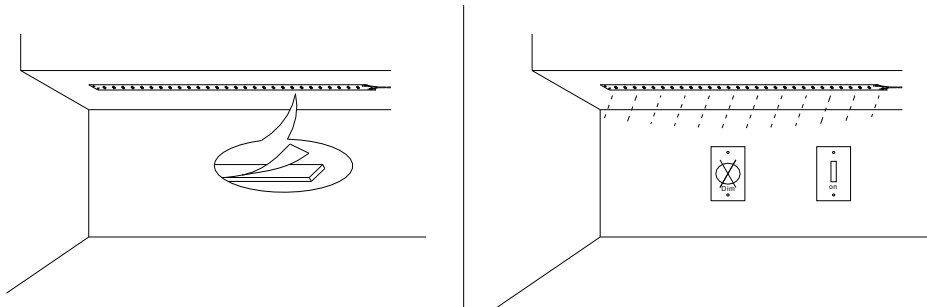
### 24V



## Linking operation



## installation



## Safety Information

- The strip itself and all its components may not be mechanically stressed.
- Assembly must not damage or destroy conducting paths on the circuit board.
- Installation of LED ribbon (with power supplies) needs to be made with regard to all applicable electrical and safety standards. Only qualified personnel should be allowed to perform installations.
- Correct electrical polarity needs to be observed. Wrong polarity may destroy the strip.
- Parallel connection is highly recommended as safe electrical operation mode.
- Serial connection is not recommended. Unbalanced voltage drop can cause hazardous overload and damage the strip.
- Please ensure that the power supply is of adapters power to operate the total load.
- When mounting on metallic or otherwise conductive surfaces, there needs to be an electrical isolation points between strip and the mounting surface.
- Pay attention to standard ESD precautions when installing the strip.
- Damaged by corrosion will not be honored as a materials defect claim. It is the user's responsibility to provide suitable protection against corrosive agents such as moisture and condensation and other harmful elements.

## ※ Packing information



## ※ Connectors

